

# Resolution of the City of Jersey City, N.J.

City Clerk File No. Res. 07-320  
 Agenda No. 10.Z.9  
 Approved: APR 25 2007  
 TITLE:



## RESOLUTION ADOPTING FISCAL YEAR 2007 MUNICIPAL BUDGET

APPROVED: *Kathleen Duffy*  
 APPROVED: *B. O'Reilly*  
 Business Administrator

APPROVED AS TO LEGAL FORM  
*[Signature]*  
 Corporation Counsel

Certification Required

Not Required

APPROVED **8-0**

RECORD OF COUNCIL VOTE ON FINAL PASSAGE											
4/25/07											
COUNCILPERSON	AYE	NAY	N.V.	COUNCILPERSON	AYE	NAY	N.V.	COUNCILPERSON	AYE	NAY	N.V.
SOTTOLANO	✓			GAUGHAN	✓			BRENNAN	✓		
SPINELLO	✓			FULOP	✓			FLOOD	✓		
LIPSKI	✓			RICHARDSON	Absent			VEGA, PRES.	✓		

✓ indicates Vote

N.V.-Not Voting (Abstain)

Adopted at a meeting of the Municipal Council of the City of Jersey City N.J.

*Mariano Vega, Jr.*  
 Mariano Vega, Jr., President of Council

*Robert Byrne*  
 Robert Byrne, City Clerk

**2007 MUNICIPAL DATA SHEET  
STATE FISCAL YEAR**

*Must Accompany 2007 Budget*

MUNICIPALITY: **CITY OF JERSEY CITY**

COUNTY: **HUDSON**

**JERRAMIAH HEALY**      **6/30/09**  
Mayor's Name      Term Expires

Municipal Officials	
<b>ROBERT BYRNE</b> Municipal Clerk	<b>01/12/89</b> Date of Orig. Appt. <b>635</b> Cert. No.
<b>MAUREEN COSGROVE</b> Tax Collector	<b>1302</b> Cert. No.
<b>DONNA MAUER</b> Chief Financial Officer	<b>N-0647</b> Cert. No.
<b>FREDERICK J. TOMKINS</b> Registered Municipal Accountant	<b>327</b> License No.
<b>WILLIAM MATSIKLOUDIS</b> Corporation Counsel	

Name	Governing Body Members	Term Expires
<b>MARIANO VEGA, PRESIDENT</b>		<b>06/30/09</b>
<b>PETER BRENNAN</b>		<b>ALL</b>
<b>WILLIE FLOOD</b>		<b>TERMS</b>
<b>STEVEN FULOP</b>		<b>EXPIRE</b>
<b>WILLIAM GAUGHAN</b>		<b>ON</b>
<b>STEVE LIPSKI</b>		<b>06/30/09</b>
<b>VIOLA RICHARDSON</b>		
<b>MICHAEL SOTTOLANO</b>		
<b>MARY SPINELLO</b>		

Official Mailing Address of Municipality

**CITY OF JERSEY CITY**      **FAX #: (201)547-4955**  
**280 GROVE STREET**  
**JERSEY CITY, N.J. 07302**

Please attach this to your FY 2007 Budget and Mail to :

Director  
Division of Local Government Services  
Department of Community Affairs  
P.O. Box 803  
Trenton, New Jersey 08625

2007 MUNICIPAL BUDGET  
STATE FISCAL YEAR


Municipal Budget of the CITY of JERSEY CITY, County of HUDSON for the State Fiscal Year 2007.

It is hereby certified that the Budget and Capital Budget annexed hereto and hereby made a part hereof is a true copy of the Budget and Capital Budget approved by resolution of the Governing Body on the

13th day of September, 2006


and that public advertisement will be made in accordance with the provisions of NJS 40A:4-5 and NJAC 5:30-4.4(d).

Certified by me, this day of September, 2006

ROBERT BYRNE, City Clerk  
280 Grove Street  
Jersey City, NJ 07302  
(201) 547-5149  
  
Signature


It is hereby certified that the approved Budget annexed hereto and hereby made a part is an exact copy of the original on file with the Clerk of the Governing Body, that all additions are correct, all statements contained herein are in proof and the total of anticipated revenues equals the total of appropriations.

Certified by me, this day of September, 2006.

  
Frederick J. Tomkins, RMA # 327  
Donohue, Glendon & Dorla, CPAs  
310 Broadway  
Bayonne, NJ 07002

DO NOT USE THESE SPACES

Certified by me, this day of September, 2006.

  
Donna Maurer  
Chief Financial Officer, # N-0647

(Do not advertise this Certification form)

CERTIFICATION OF ADOPTED BUDGET

It is hereby certified that the amount to be raised by taxation for local purposes has been compared with the approved Budget previously certified by me and any changes required as a condition to such approval have been made. The adopted budget is certified with respect to the foregoing only.

STATE OF NEW JERSEY  
Department of Community Affairs  
Director of the Division of Local Government Services

Dated: By:

CERTIFICATION OF APPROVED BUDGET

It is hereby certified that the Approved Budget made part hereof complies with the requirements of law, and approval is given pursuant to NJS 40A:4-7b.

STATE OF NEW JERSEY  
Department of Community Affairs  
Director of the Division of Local Government Services

Dated: By:

**COMMENTS OR CHANGES AS A CONDITION OF CERTIFICATION OF DIRECTOR OF LOCAL GOVERNMENT SERVICES**

The changes or comments which follow must be considered in connection with further action on this budget

**CITY OF JERSEY CITY, COUNTY OF HUDSON**

MUNICIPAL BUDGET NOTICE

Section 1

Municipal Budget of the CITY OF JERSEY CITY, County of HUDSON for the Fiscal Year 2007

Be It Resolved, that the following statements of revenues and appropriations shall constitute the Municipal Budget for the Fiscal Year 2007;

Be It Further Resolved, that said Budget be published in the JERSEY JOURNAL

In the issue of OCTOBER 12, 2006.

The Governing Body of the CITY OF JERSEY CITY, does hereby approve the following as the Budget for the Fiscal Year 2007

<b>RECORDED VOTE - Ayes:</b>	<b>Nays:</b>	<b>Abstained:</b>	<b>Absent:</b>
BRENNAN			FLOOD
FULOP			
GAUGHAN			
LIPSKI			
RICHARDSON			
SOTTOLOANO			
SPINELLO			
VEGA, PRESIDENT			

Notice is hereby given that the Budget and Tax Resolution was approved by the MUNICIPAL COUNCIL of the CITY OF JERSEY CITY, County of HUDSON, on SEPTEMBER 19, 2006.

A Hearing on the Budget and Tax Resolution will be held at COUNCIL CHAMBERS, CITY HALL, 250 GROVE ST. JERSEY CITY, NJ on OCTOBER 25, 2006 at 9:00 AM.

at which time and place objections to said Budget and Tax Resolution for the year 2007 may be presented by taxpayers or other interested persons.



EXPLANATORY STATEMENT - (CONTINUED)

SUMMARY OF 2006 APPROPRIATIONS EXPENDED & CANCELED

	GENERAL BUDGET
BUDGET APPROPRIATIONS - ADOPTED	423,230,806
APPROPRIATIONS ADDED BY NJS 40A:4-87	2,558,702
EMERGENCY APPROPRIATIONS	0
TOTAL APPROPRIATIONS	425,789,508
EXPENDITURES - PAID OR CHARGED INCLUDING RESERVE FOR UNCOLLECTED TAXES	417,301,768
RESERVED	8,487,740
UNEXPENDED BALANCES CANCELED	0
TOTAL EXPENDITURES & UNEXPENDED BALANCES CANCELED	425,789,508
OVEREXPENDITURES*	0

EXPLANATIONS OF APPROPRIATIONS FOR  
"OTHER EXPENSES"

The amounts appropriated under the title of "Other Expenses" are for operating costs other than "Salaries & Wages".

Some of the items included in "Other Expenses" are:

- Materials, supplies and non-bondable equipment;
- Repairs and maintenance of buildings, equipment, roads, etc.;
- Contractual Services for garbage and trash removal, fire hydrant services, aid to volunteer fire companies, etc.;
- Printing and advertising, utility services, insurance and many other items essential to the services rendered by municipal government.

\* SEE BUDGET APPROPRIATION ITEMS SO MARKED TO THE RIGHT OF COLUMN "EXPENDED 2006 RESERVED."

**EXPLANATORY STATEMENT - (CONTINUED)**  
**BUDGET MESSAGE**

<b>CAP CALCULATION</b>	
Total General Appropriations for 2006	423,230,806
CAP Base Adjustment	62,947,000
<b>Subtotal</b>	<b>486,177,806</b>
Exceptions to CAP:	
Total Other Operations	82,799,646
Total Capital Improvements	1,200,000
Total Municipal Debt Service	43,299,740
Type 1 School Debt Service	15,856,458
Total Public & Private Programs	18,987,197
Judgments	50,000
Total Deferred Charges	300,000
Reserve for Uncollected Taxes	1,582,872
Total Additional Appropriations	
<b>Total Exceptions</b>	<b>164,075,913</b>
Amount on which 2.5% CAP is Applied	322,101,893
2.5% CAP	8,052,547
CAP Bank	4,687,158
Value of New Construction	2,924,370
Allowable Operating Appropriations before	
Additional Exceptions per NJS 40A:4-45.3	337,765,968
Additional 1% if Ordinance Approved	3,221,019
Allowable Operating Appropriations	340,986,987
NJS 40A:4-45.14	
<b>Fiscal Year In-CAP Appropriations</b>	<b>335,939,349</b>

The final CAP for the City of Jersey City is determined by the Division of Local Government Services as part of its review process. The calculations presented below are as provided by the Division of Local Government Services prior to introduction of the budget.

<b>SUMMARY OF SPLIT FUNCTIONS</b>	
In order to comply with statutory and regulatory requirements, the amounts appropriated for certain departments or functions have been split and their parts appear in several places. Those appropriations which have been split are as follows:	
Public Employees Retirement System	580,000
Outside Cap	
Public Employees Retirement System	
Early Retirement Incentive	221,048
Inside Cap	
<b>Total Public Employees Retirement System</b>	<b>801,048</b>
Employee Group Health Insurance	
Inside Cap	56,368,080
Employee Group Health Insurance	
Outside Cap	1,495,920
<b>Total Employee Group Health Insurance</b>	<b>57,864,000</b>

Mandatory Minimum Budget Message Must Include a Summary of:  
 1. How the CAP was Calculated  
 2. A Summary by Functions of Appropriations spread among more than one Official Line



### Analysis of Compensated Absence Liability

Legal basis for benefit  
 (check applicable items)

Organization/Individuals Eligible for Benefit	Gross Days of Accumulated Absence	Value of Compensated Absences	Approved Labor Agreement	Local Ordinance	Individual Employment Agreements
Uniformed Police	93,720	29,916,404	X		
Management	105,395	19,914,987	X		
Local 246	17,516	5,073,715		X	
Local 245	20,794	3,049,175	X		
Jersey City Supervisor's Association	10,293	1,399,695	X		
Local 68	7,583	1,419,183	X		
School Traffic Guards	227	38,558	X		
	1,650	63,030	X		
<b>Totals</b>					
	<b>257,178</b>	<b>\$60,874,747</b>			
	<b>Total Funds Reserved as of end of 2006:</b>	<b>0</b>			
	<b>Total Funds Appropriated in 2007:</b>	<b>\$6,800,000</b>			

CURRENT FUNDS - ANTICIPATED REVENUES

GENERAL REVENUES

	FCOA	ANTICIPATED * SFY 2007 *	BUDGETED * SFY 2006 *	REALIZED * SFY 2006 *
(1.) SURPLUS ANTICIPATED	08-101	18,500,000	6,221,825	6,221,825
(2.) SURPLUS ANTICIPATED W/PRIOR CONSENT OF DIRECTOR	08-102	855,903	829,000	829,000
TOTAL - SURPLUS ANTICIPATED	08-100	19,355,903	7,050,825	7,050,825
(3.) MISCELLANEOUS REVENUE - SECTION A: LOCAL REVENUES				
Alcoholic Beverage Licenses	08-103	293,500	337,500	293,500
OTHER LICENSES:				
Marriage Licenses	XXXXXXXXXX	XXXXXXXXXXXXXXXXXXXX	XXXXXXXXXXXXXXXXXXXX	XXXXXXXXXXXXXXXXXXXX
Cable T.V. Franchise Fees	08-104	4,782	5,190	4,782
Franchise Payment - Port Authority	08-105	508,702	484,456	484,457
Telephone Commission Fees	08-105	40,000	40,000	40,000
Hackensack Meadowslands Adjustment	08-105	8,951	14,525	8,951
Local School Aid	08-105	860,031	789,832	789,832
Advertising Ordinance Fees	08-105	1,450,000	1,490,000	1,349,185
Search Fees	08-105	135,018	100,000	135,018
Demolition Fee	08-105	2,822	3,000	2,822
Lot Cleaning Charges	08-105	322,458	150,000	322,458
Tax Collector's Fees	08-105	60,818	20,000	34,787
Hotel Occupancy Tax	08-105	103,493	110,000	103,493
	08-105	2,941,417	1,483,187	1,580,943

\* SFY = STATE FISCAL YEAR (JULY 1, 2006 THRU JUNE 30, 2007)

04/25/07

SHEET 4

CURRENT FUNDS - ANTICIPATED REVENUES

GENERAL REVENUES

(3.) MISCELLANEOUS REVENUE - SECTION A: LOCAL REVENUES

FEES & PERMITS:

	FCOA	ANTICIPATED * SFY 2007 *	BUDGETED * SFY 2006 *	REALIZED * SFY 2006 *
Interest & Cost on Taxes	08-112	852,136	1,061,350	852,136
Interest on Investments & Deposits	08-113	3,615,142	2,003,615	3,615,142
Assessor Application Fees	08-105	150,000	150,000	210,885
Reimbursement for Litigation Costs	08-105	0	0	0
Sewer & Street Opening Permits	08-105	147,482	170,893	147,482
Municipal Engineering of Sewer System	08-105	408,000	408,000	408,000
Swimming Pool Fees	08-105	105,490	85,437	105,490
Skating Rink Fees	08-105	40,182	56,980	40,182
Laundry Licenses	08-104	19,950	18,600	19,950
Vending Machine Licenses	08-104	26,398	20,090	26,398
Food Establishment Licenses	08-104	272,910	231,600	272,910
Hotel/Motel Licenses	08-105	63,640	0	0
Dine & Dance Permits	08-105	15,600	13,200	15,600
Police Reports ID Bureau Fees	08-105	262,949	247,419	262,949
Hack Licenses	08-104	66,290	64,760	66,290
Elevator Inspection Fees	08-105	580,065	577,060	580,065
Site Plan Review Fees	08-105	728,136	525,645	728,136
Bingo & Raffle Licenses	08-104	14,750	16,390	14,750

04/25/07

SHEET 4A



CURRENT FUNDS - ANTICIPATED REVENUES

GENERAL REVENUES

(3.) MISCELLANEOUS REVENUE - SECTION B: STATE AID WITHOUT  
OFFSETTING APPROPRIATIONS

	FCOA	ANTICIPATED	BUDGETED	REALIZED
		* SFY 2007*	* SFY 2006*	* SFY 2006*
	XXXXXXXXXX	XXXXXXXXXXXXXXXXXXXX	XXXXXXXXXXXXXXXXXXXX	XXXXXXXXXXXXXXXXXXXX
	XXXXXXXXXX	XXXXXXXXXXXXXXXXXXXX	XXXXXXXXXXXXXXXXXXXX	XXXXXXXXXXXXXXXXXXXX
Consolidated Municipal Property Tax Relief Aid	09-200	46,352,262	47,815,528	47,815,528
Municipal Block Grant Program	09-201	999,914	999,914	999,914
Energy Receipts Tax	09-202	33,658,471	32,195,205	32,195,205
Supplemental Energy Receipts Tax	09-203	321,821	321,821	321,821
Distressed Cities Program	09-204	0	0	0
In Lieu of Tax Payment - Garden State Preservation Trust		2,408	2,408	2,408
Municipal Homeland Security Assistance Aid		140,000	140,000	140,000
Extraordinary Aid		1,500,000	0	0
Building Aid Allowances for School Aid	09-209	8,610,572	8,165,166	8,165,166
Building Aid Allowances (CH74, P.L.1980)	09-209	0	0	0
TOTAL SECTION B: STATE AID WITHOUT OFFSETTING APPROPRIATIONS	09	91,585,448	89,640,042	89,640,042

CURRENT FUNDS - ANTICIPATED REVENUES

GENERAL REVENUES

(3), MISCELLANEOUS REVENUE - SECTION C: DEDICATED UNIFORM  
CONSTRUCTION CODE FEES OFFSET WITH APPROPRIATIONS  
(NJS 40A:4-36 and NJAC 5:32.4-17)

Uniform Construction Code Fees

	FOCA	ANTICIPATED	BUDGETED	REALIZED
		* SFY 2007*	* SFY 2006*	* SFY 2006*
	XXXXXXXXXXXX	XXXXXXXXXXXXXXXXXXXX	XXXXXXXXXXXXXXXXXXXX	XXXXXXXXXXXXXXXXXXXX
	XXXXXXXXXXXX	XXXXXXXXXXXXXXXXXXXX	XXXXXXXXXXXXXXXXXXXX	XXXXXXXXXXXXXXXXXXXX
	XXXXXXXXXXXX	XXXXXXXXXXXXXXXXXXXX	XXXXXXXXXXXXXXXXXXXX	XXXXXXXXXXXXXXXXXXXX
	08-160	5,508,716	4,580,329	5,508,716

Special Item of Revenue Anticipated with Prior Written  
Consent of Director of Local Government Services:  
Additional Dedication Uniform Construction Code Fee offset  
With Appropriations (NJS 40A:4-36 and NJAC 5:32.4-17)

	FOCA	ANTICIPATED	BUDGETED	REALIZED
		* SFY 2007*	* SFY 2006*	* SFY 2006*
	XXXXXXXXXXXX	XXXXXXXXXXXXXXXXXXXX	XXXXXXXXXXXXXXXXXXXX	XXXXXXXXXXXXXXXXXXXX
	XXXXXXXXXXXX	XXXXXXXXXXXXXXXXXXXX	XXXXXXXXXXXXXXXXXXXX	XXXXXXXXXXXXXXXXXXXX
	XXXXXXXXXXXX	XXXXXXXXXXXXXXXXXXXX	XXXXXXXXXXXXXXXXXXXX	XXXXXXXXXXXXXXXXXXXX
	08-760	5,508,716	4,580,329	5,508,716

TOTAL SECTION C: DEDICATED UNIFORM CONSTRUCTION CODE FEES  
OFFSET WITH APPROPRIATIONS

XXXXXXXXXXXX	5,508,716	4,580,329	5,508,716
XXXXXXXXXXXX			







CURRENT FUNDS - ANTICIPATED REVENUES

GENERAL REVENUES

(3.) MISCELLANEOUS REVENUE - SECTION F: SPECIAL REVENUE ITEMS ANTICIPATED WITH PRIOR WRITTEN CONSENT OF DIRECTOR OF LOCAL GOVERNMENT SERVICES - PUBLIC AND PRIVATE REVENUES OFFSET WITH APPROPRIATIONS

	FCOA	ANTICIPATED * SFY 2007*	BUDGETED * SFY 2006*	REALIZED * SFY 2006*
NJDCA - Loew's ADA Historic Grant	10-158		50,000	50,000
PARIS Grant	10-159	113,000	48,500	48,500
NJDCA - Apple Tree House	10-160		33,799	33,799
Project Glad (FOID)	10-161		8,415	8,415
UEZ - Monticello Streetscape	10-162		517,600	517,600
UEZ-Maintenance Phase 3	10-163		559,424	559,424
UEZ - Trash Receptacles	10-164		111,300	111,300
911 General Assistance Grant	10-165		219,000	219,000
911 Equipment Grant	10-166		250,000	250,000
Buffer Zone Protection	10-167		100,000	100,000
Neighborhood Preservation Program	10-168		125,000	125,000
Subregional Transportation Study	10-169		176,000	176,000
			0	0
			0	0
			0	0
			0	0
			0	0
			0	0
			0	0
			0	0

CURRENT FUNDS - ANTICIPATED REVENUES

GENERAL REVENUES

(3.) MISCELLANEOUS REVENUE - SECTION F: SPECIAL REVENUE ITEMS ANTICIPATED WITH PRIOR WRITTEN CONSENT OF DIRECTOR OF LOCAL GOVERNMENT SERVICES - PUBLIC AND PRIVATE REVENUES OFFSET WITH APPROPRIATIONS

	FCOA	ANTICIPATED * SFY 2007 *	ANTICIPATED * SFY 2006 *	REALIZED * SFY 2005 *
COPS in Shops	10-201	14,700	17,159	17,159
UEZ-Police Program	10-202		1,639,025	1,639,025
NJDOT-Transit Village	10-203		100,000	100,000
NJMC-Community Arts Program	10-204		1,000	1,000
Port Authority-JCPD West District	10-205		1,000,000	1,000,000
Fire Act Grant	10-206		127,293	127,293
Relocation Assistance Program	10-207		9,750	9,750
USDOL-COPS Technology Grant	10-208		986,643	986,643
Justice Assistance Grant	10-209	261,643	438,340	438,340
MAP-Emergency Response Apparatus (Fire)	10-474	100,000	0	0
NJ Dept of Labor - Job Training Partnership Act (J.T.P.A.)	10-502	5,221,842	0	0
EDC Administration	10-506	933,021	858,215	858,215
Central Avenue SID	10-507	90,480	90,480	90,480
McGinley Square SID	10-508	70,000	70,000	70,000
CCTV Public Security System	10-511	781,908	255,263	255,263
UEZ- Marketing Initiative	10-513	592,756	761,635	761,635

CURRENT FUNDS - ANTICIPATED REVENUES

GENERAL REVENUES

(3.) MISCELLANEOUS REVENUE - SECTION F: SPECIAL REVENUE ITEMS ANTICIPATED WITH PRIOR WRITTEN CONSENT OF DIRECTOR OF LOCAL GOVERNMENT SERVICES - PUBLIC AND PRIVATE REVENUES OFFSET WITH APPROPRIATIONS:

	FCOA	ANTICIPATED * SFY 2007 *	ANTICIPATED * SFY 2006 *	REALIZED * SFY 2005 *
UEZ - Monticello Main Street	10-519	70,000	0	0
UEZ-Monticello Avenue Blockfrom	10-521		260,641	260,641
Safe Streets to Schools	10-529		0	0
JC Various Street Improvements	10-530		240,000	240,000
Plaza/Creation Streetscape	10-531		0	0
NJDOT - Annual Transportation Program	10-532		1,020,000	1,020,000
Street Repairs Grant	10-533		500,000	500,000
NJDOT - Capital Transportation	10-535		0	0
Urban Gateway Enhancement Program	10-538		25,000	25,000
Resurfacing & Reconstruction Grant	10-542		1,700,000	1,700,000
Wayfinding Project	10-543		250,000	250,000
Child Health - PORSCHE	10-554	254,458	261,331	261,331
Tobacco Age of Sale	10-555	25,500	28,020	28,020
HIV Control	10-556	70,531	94,531	94,531
Senior Citizen Services	10-558	64,125	100,325	100,325
				0

CURRENT FUNDS - ANTICIPATED REVENUES  
GENERAL REVENUES

(3) MISCELLANEOUS REVENUE - SECTION F: SPECIAL REVENUE ITEMS ANTICIPATED WITH PRIOR WRITTEN CONSENT OF DIRECTOR OF LOCAL GOVERNMENT SERVICES - PUBLIC AND PRIVATE REVENUES OFFSET WITH APPROPRIATIONS

	FCOA	ANTICIPATED * SFY 2007 *	ANTICIPATED * SFY 2006 *	REALIZED * SFY 2005 *
Municipal Drug Alliance	10-559	247,284	310,198	310,196
Public Health Programs Grant	10-561		0	0
Peer Counseling Program	10-582		0	0
NJDOH - Sexually Transmitted Disease Control	10-564	62,673	62,433	62,433
Metropolitan Medical Response System (Fire)	10-576	812,330		0
Domestic Preparedness Equipment - Police	10-579		0	0
Drunk Driver Enforcement Fund	10-584	11,032	13,023	13,023
COPS In Schools	10-585		0	0
Click It or Ticket	10-586		0	0
Body Armor Replacement Fund	10-589	81,423	126,031	126,031
Safe and Secure Communities	10-590		262,500	262,500
COPS Universal Hiring Grant	10-592	1,276,980	1,122,760	1,122,760
Law Enforcement Officers Training & Equipment Fund (LEOTEF)	10-595	1,480	0	0
Comprehensive Traffic Safety Grant	10-599	34,500	34,000	34,000
				0
				0
				0

CURRENT FUNDS - ANTICIPATED REVENUES

GENERAL REVENUES

(3) MISCELLANEOUS REVENUE - SECTION F: SPECIAL REVENUE ITEMS ANTICIPATED WITH PRIOR WRITTEN CONSENT OF DIRECTOR OF LOCAL GOVERNMENT SERVICES - PUBLIC AND PRIVATE REVENUES OFFSET WITH APPROPRIATIONS

	FCOA	ANTICIPATED * SFY 2007*	ANTICIPATED * SFY 2006*	REALIZED * SFY 2005*
Local Law Enforcement Grant	10-601	0	0	0
Community Service Block Grant (CSBG)	10-611	670,902	876,363	876,363
Subregional Transportation Grant	10-614	57,581	46,065	46,065
				0
				0
				0
Historic Downtown SID	10-620	140,000	140,000	140,000
Journal Square UEZ	10-621	673,000	673,000	673,000
UEZ - Maintenance Phase 2	10-622		210,370	210,370
NJDOH - Women, Infants & Children (WIC)	10-624	1,267,109	1,198,979	1,198,979
Summer Food Program	10-625	188,963	594,709	594,709
Public Health Priority Funding (PHPF)	10-626	150,998	160,638	160,638
Senior Nutrition	10-627	1,172,238	1,107,198	1,107,198

CURRENT FUNDS - ANTICIPATED REVENUES

GENERAL REVENUES

(3.) MISCELLANEOUS REVENUE - SECTION F: SPECIAL REVENUE ITEMS ANTICIPATED WITH PRIOR WRITTEN CONSENT OF DIRECTOR OF LOCAL GOVERNMENT SERVICES - PUBLIC AND PRIVATE REVENUES OFFSET WITH APPROPRIATIONS

	FCOA	ANTICIPATED * SFY 2007 *	ANTICIPATED * SFY 2006 *	REALIZED * SFY 2005 *
CCTV Public Security System Phase II	10-737		639,306	639,306
Underage Drinking Enforcement	10-738		14,700	14,700
HCOEM - Buffer Zone Protection	10-739		57,840	57,840
HCOOS - Apple Tree House	10-740		600,000	600,000
Target Law Enforcement Grant	10-741	2,000	0	0
Pandemic Flu Preparedness Grant	10-742	25,805		0
Transportation Trust Fund	10-743	94,000		0
Smart Growth (ANJEC)	10-744	15,000		0
Bulleproof Vest Partnership	10-745	50,309		0
EPA Brownfields Assessment Grant	10-746	200,000		0
NUMC - Municipal Assistance Grant (Police)	10-747	100,000		0
NUDOT - Newark Avenue Streetscape	10-748	990,000		0
NUDOT - Christopher Columbus Drive	10-749	510,000		0
NUDOT - 5 Intersection Project	10-750	510,000		0
TOTAL - SECTION F: SPECIAL REVENUE ITEMS ANTICIPATED WITH PRIOR WRITTEN CONSENT OF THE DIRECTOR OF LOCAL GOVERNMENT SERVICES- PUBLIC/PRIVATE REVENUES OFFSET WITH APPROPRIATIONS:	10-12-19	18,009,362	21,283,800	21,283,800

CURRENT FUNDS - ANTICIPATED REVENUES

GENERAL REVENUES

(3) MISCELLANEOUS REVENUE - SECTION G: SPECIAL REVENUE ITEMS  
 ANTICIPATED WITH PRIOR WRITTEN CONSENT OF DIRECTOR OF  
 LOCAL GOVERNMENT SERVICES - OTHER SPECIAL ITEMS

Payments in Lieu of Taxes (P.I.L.O.T.)

	FCOA	ANTICIPATED	BUDGETED	REALIZED
		* SFY 2007 *	* SFY 2006 *	* SFY 2006 *
Columbus Apartments UR (AKA Columbus Towers & Columbus Parking)	08-220	0	1,300,000	1,300,000
Grove Point Urban Renewal, LLC	08-221			
Grove Point Urban Renewal, Rental	08-222	0	0	0
Washington-First Urban Renewal	08-223	0	0	0
Grove Point Condo Urban Renewal	08-224	0	362,545	362,545
Erie-Tenth Urban Renewal	08-225	0	0	0
57-75 Green Street UR	08-226	0	0	0
Greene Street UR, LLC	08-227	200,000	0	0
95 Van Dam St. UR, LLC (The Foundry)	08-236	126,551	114,174	101,911
Lafayette Community LP	08-237	161,313	0	0
Cartex Homes (475 Claremont Lofts)	08-240	240,147	0	0
150 Essex Street UR, LLC	08-241	0	356,433	356,433
Polar Logistics East UR 1	08-245	0	337,887	337,888
Montgomery/Greene UR, LLC	08-282	70,000	0	0
H.P. Roosevelt UR, LLC	08-283	340,102	0	0
Jersey Avenue 883 UR, LLC	08-284	0	445,845	445,845

SHEET 10

CURRENT FUNDS - ANTICIPATED REVENUES

GENERAL REVENUES

(3.) MISCELLANEOUS REVENUE - SECTION G: SPECIAL REVENUE ITEMS  
 ANTICIPATED WITH PRIOR WRITTEN CONSENT OF DIRECTOR OF  
 LOCAL GOVERNMENT SERVICES - OTHER SPECIAL ITEMS

	FCOA	ANTICIPATED * SFY 2007 *	ANTICIPATED * SFY 2006 *	REALIZED * SFY 2006 *
K. Hovnanian	08-285	216,000	0	0
OTW Benson	08-286	367,631	0	0
Monaco South	08-287	1,232,402	0	0
Monaco North	08-288	1,239,583	0	0
Second Street Waterfront	08-289	2,332,556	0	0
Block 284 North	08-292	376,771	0	0
Block 283 South	08-293	330,988		
100 Water Street	08-294	596,619		
272 Grove Street	08-295	300,000		
Polar Logistics East	08-297	11,516		
Lafayette St. Living	08-299	16,451		
254 Bergen Avenue	08-300	20,317	26,226	23,318
Keystone Greenville	08-301	195,115	418,988	248,075
Salem Lafayette Associates	08-302	308,017	298,751	308,017
Unico Apartments	08-303	212,000	316,750	215,974
Mt Carmel Guild (Ocean Towers)	08-304	132,000	97,159	133,592
Vector U.R. Assoc. I (Harborsple I)	08-305	0	2,043,727	2,043,727
Villa Borinquen (Puerto Rican Lutheran)	08-306	284,000	272,586	284,285

04/25/07

SHEET 10A



CURRENT FUNDS - ANTICIPATED REVENUES  
GENERAL REVENUES

		ANTICIPATED	ANTICIPATED	REALIZED
		* SFY 2007 *	* SFY 2006 *	* SFY 2006 *
Van Wagenen I	FOOA	202,000	202,400	202,400
Plaza Apartments	08-308	57,000	57,000	57,000
Path	08-309	86,729	86,729	86,729
Battery View Seniors	08-310	239,027	302,330	297,928
Vector U.R. Assoc. II (Harborspire II)	08-311	1,908,041	1,908,041	0
Jones Hall Associates	08-312	83,000	83,151	83,150
Summit Plaza Apartments	08-313	200,000	200,600	200,600
Jersey Heights Realty	08-314	51,000	51,000	51,000
NJ Pub Transp Act 1979 CH 150	08-315	0	26,026	0
Port Authority of New York/New Jersey	08-316	736,305	736,305	736,305
Muehlenberg Gardens Seniors	08-317	86,500	86,885	86,500
Bergen Manor Associates	08-318	26,000	26,000	26,000
Kennedy Manor Associates	08-319	20,000	20,000	20,000
Montgomery Gateway I	08-320	202,414	193,220	202,466
Montgomery Gateway II	08-321	221,888	211,015	221,888
Y.W.C.A.	08-322	42,471	26,174	52,879
Fairview Associates	08-323	117,000	146,250	117,000
Lafayette Greenville UR Assoc. LP (Hope IV)	08-324	0	146,543	126,293
Kennedy Blvd. Associates	08-327	149,000	186,250	149,000
Brunswick Estates	08-328	140,999	105,836	142,531

04/25/07

SHEET 108

CURRENT FUNDS - ANTICIPATED REVENUES

GENERAL REVENUES

		ANTICIPATED	ANTICIPATED	REALIZED
	FCOA	* SFY 2007 *	* SFY 2006 *	* SFY 2006 *
2854 Kennedy Blvd LLC	08-330	91,125	0	0
Chowhac UR, LLC	08-333	0	0	0
PHM Associates	08-336	570,085	429,629	570,085
475 Claremont Lofts	08-339	216,000	39,978	60,792
NC Housing Associates #100	08-340	678,000	572,000	648,773
NC Housing Associates #200	08-341	925,000	827,000	920,738
412-420 MLK Drive, LLC (TheAuburn)	08-342	582	4,148	582
Port Liberte'	08-343	2,076,802	2,031,334	2,076,802
Volunteers of America	08-346	84,000	84,000	84,000
Tizechahn Newport Towers	08-347	2,330,467	2,345,848	2,330,467
Portside Urban Renewal	08-349	2,022,843	1,430,654	1,889,338
205 10th Street	08-350	395,176	389,519	385,680
Plaza II & III Urban Renewal	08-356	0	248,751	438,730
TPI Urban Renewal	08-357	128,091	798,000	768,550
Fairmount Housing/155 MLK Drive	08-359	1,418	1,050	1,418
Ocean Bayview I Urban Renewal	08-380	13,831	6,385	13,831
Rialto Capital UR, LLC	08-361	0	1,097,259	1,097,259
Tower of America	08-362	2,855,263	2,475,340	2,693,573
Sienna Urban Renewal	08-363	676,581	746,100	841,852
30 River Court East	08-365	1,530,051	1,409,590	1,563,137

CURRENT FUNDS - ANTICIPATED REVENUES  
GENERAL REVENUES

	FCOA	ANTICIPATED * SFY 2007 *	ANTICIPATED * SFY 2006 *	REALIZED * SFY 2006 *
20 River Court West	08-366	1,339,187	1,184,643	1,312,615
Newport Office Center III	08-367	1,007,668	1,029,915	1,014,487
Newport Office Center IV	08-368	1,434,262	1,390,559	1,369,078
90 Hudson Urban Renewal	08-369	1,120,000	1,144,366	1,159,997
70 Hudson Street	08-370	961,387	972,848	961,387
Portofino Towers / Portofino Waterfront U.R.	08-371	1,607,620	2,062,868	2,546,473
Candlewood Urban Renewal	08-372	284,072	293,883	284,072
Marbella Tower Urban Renewal Associates	08-373	1,183,327	1,247,200	1,183,327
Sugar House	08-375	607,842	630,945	607,842
Beacon Commerce UR, LLC	08-376	0	120,623	120,623
Beacon Parking UR LLC	08-377	0	231,790	231,790
74 Grand Street	08-378	726,934	712,127	599,923
Newport Hotel One Urban Renewal	08-380	137,437	139,050	170,077
T.C.R. Pier Urban Renewal	08-383	316,969	332,000	316,969
Arlington Arms Apts.	08-385	43,499	43,500	43,814
Padua Court	08-386	24,516	24,440	24,516
126-142 Morgan St. UR, LLC	08-387	0	1,251,100	1,251,000
Paulus Hook Community Housing	08-388	278,718	334,200	278,718
College Towers	08-389	161,619	156,000	156,172
Equality Housing	08-391	112,000	112,000	112,000

04/25/07

SHEET 100

CURRENT FUNDS - ANTICIPATED REVENUES

GENERAL REVENUES

	FCOA	ANTICIPATED * SFY 2007 *	ANTICIPATED * SFY 2006 *	REALIZED * SFY 2006 *
Audubon Park Associates	08-392	140,000	140,000	165,667
Happens Associates UR	08-393	0	0	0
Van Wagener II	08-394	100,000	100,000	100,267
Commetz N.J.	08-395	0	0	0
101 Hudson Urban Renewal	08-396	1,969,801	3,937,500	3,920,347
James Monroe	08-397	1,896,312	1,846,172	1,896,312
Criterion	08-399	405,738	0	0
Hague	08-400	344,911	0	0
Claremont Urban Renewal Corp.	08-401	21,919	114,020	77,455
800 Pavonia Avenue	08-402	0	196,093	200,491
Fairmount Housing Group (Bergen & Grant)	08-403	6,289	5,876	6,289
Resurrection House	08-404	13,366	8,681	18,058
Euell Development	08-405	2,025	3,440	2,025
Arlington Gardens	08-406	44,956	41,000	44,956
Villa Borinquen II	08-407	12,025	12,000	12,025
Lutheran Residence Corp.	08-408	7,669	7,620	7,669
169 M.L.K. Drive Corp.	08-409	2,171	1,740	2,171
Mercury UR, LLC	08-410	214,143	0	0
Town Cove North Urban Renewal	08-411	1,025,799	856,228	1,025,799
Mid-City Apartments	08-412	22,416	11,800	22,416

SHEET 10E

CURRENT FUNDS - ANTICIPATED REVENUES				
GENERAL REVENUES				
	FCOA	ANTICIPATED * SFY 2007 *	BUDGETED * SFY 2006 *	REALIZED * SFY 2006 *
Hudson Hospitality	08-414	207,951	212,051	207,951
Falmouth Hotel	08-415	14,448	18,444	14,448
Summit Urban Renewal	08-416	13,231	14,552	13,231
New Community Hudson Seniors - 33 Orchard Street	08-417	55,404	55,600	55,404
Town Cove South Urban Renewal (Pinnacle Towers)	08-418	672,000	2,324,928	1,602,637
Public School #2	08-419	43,379	44,004	43,379
Newport Office Center V	08-420	1,567,931	1,508,926	1,457,078
Newport Office Center VI	08-421	829,491	583,167	579,706
Newport Office Center VII	08-422	3,009,123	3,117,632	3,159,040
Liberty Waterfront	08-423	358,000	186,968	0
30 Hudson Street	08-425	2,772,459	2,821,418	2,772,459
Project HOME Urban Renewal	08-427	7,044	15,411	7,044
Hudson Point Apartments	08-429	642,638	833,435	1,075,478
North Pier Apartments	08-430	1,333,935	1,143,676	1,598,277
T.C.R. JC I Urban Renewal	08-431	984,972	724,400	784,249
25 River Drive Urban Renewal	08-432	1,313,761	821,803	1,071,635
M.L.K. Drive Urban Renewal (HUB)	08-434	113,277	101,932	113,277
Port Liberte II	08-435	3,587,274	1,784,666	2,457,339
Summit/Greenwich Urban Renewal	08-436	129,510	132,625	129,510

